| REV. | ECN NO OR DESCRIPTION | REVISED | DATE |
|---|---|---|---|
| X1 | PROPOSE ONLY | SIMON | 2012.09.23 |

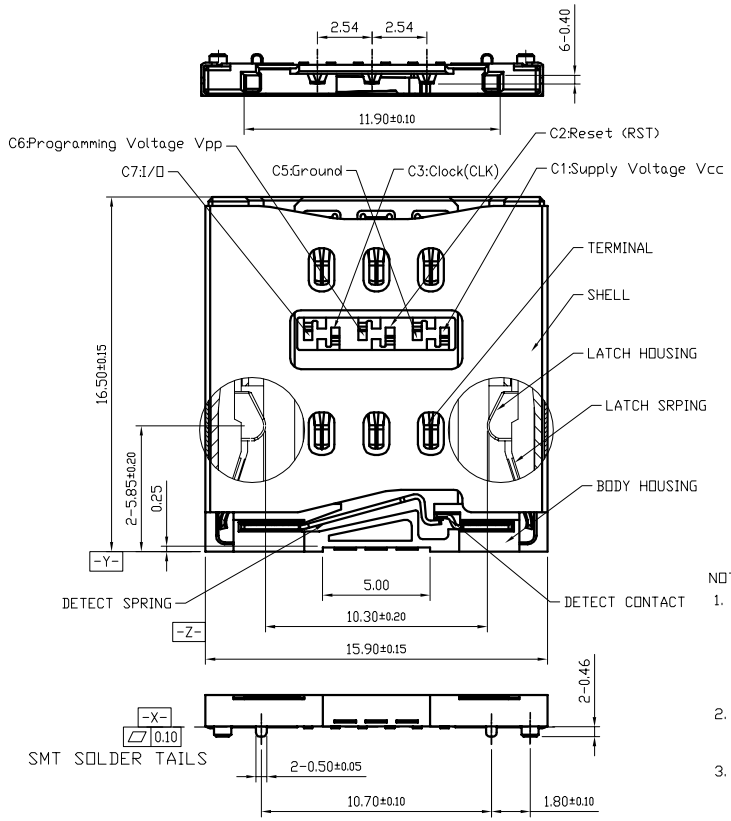


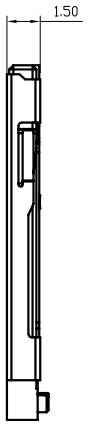


CIRCUIT DIAGRAM

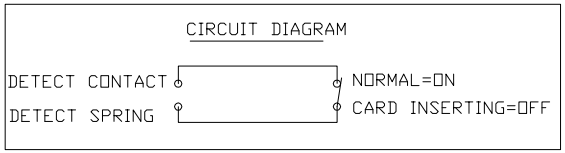


PLS REFERENCE PCB LAYOUT

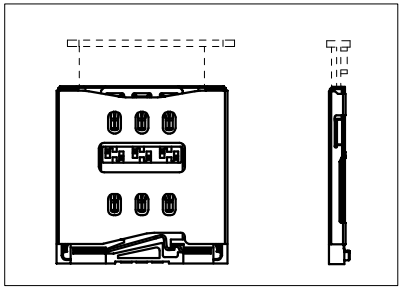

MATED TRAY PLS SEE 3D FILES

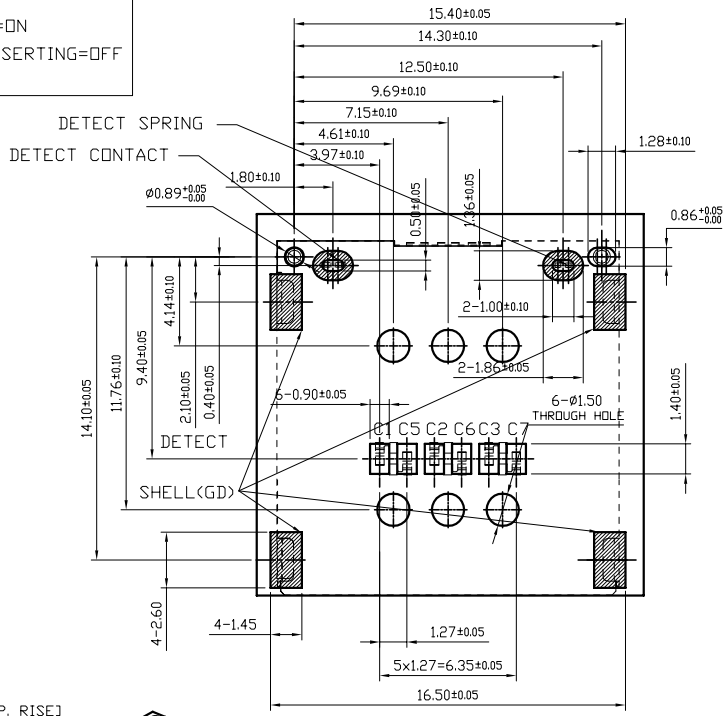


RECOMMENDED PC BOARD LAYOUT

TOLERANCE: ±0.05[TOP VIEW]

NOTES:

1. ELECTRICAL CHARACTERISTICS:
   1-1. CURRENT RATING: 1 Amp/PIN. MAX.
   1-2. VOLTAGE: 30V DC. MAX.
   1-3. LOW LEVEL CONTACT RESISTANCE: 30 mOhms MAX. INITIALLY.
   1-4. DIELECTRIC WITHSTANDING VOLTAGE: 500V AC MIN. FOR 1 MINUTE.
   1-5. INSULATION RESISTANCE: 100MOhms MIN.. (DC 500V FOR 1 MINUTE)
2. MECHANICAL CHARACTERISTICS:
   2-1. DURABILITY: 1500 CYCLES.
   2-2. OPERATING FORCE (INSERTING & WITHDRAWAL): 1N-10N.
3. ENVIRONMENTAL CHARACTERISTICS:
   3-1. OPERATING TEMP. RANGE: -25°C TO 85°C. [INCLUDING TERMINAL TEMP. RISE]
   3-2. STORAGE TEMP.: -40°C TO 85°C.
4. QUANTITY OF PRODUCTS: 1400PCS/REEL MIN.
5. PLEASE CONTACT SALES REPRESENTATIVE TO VERIFY PRODUCT DETAILS.
6. PART No.:

S 1 SP - 15 00 06- 12 G

- SIM SERIES
- 1=WITH POST Simple Type.
- 15:HEIGHT 1.5mm
- 00=NORMAL TYPE
- Pin NO. 06=6Pin
- 13=Product Order
- G=gold flash

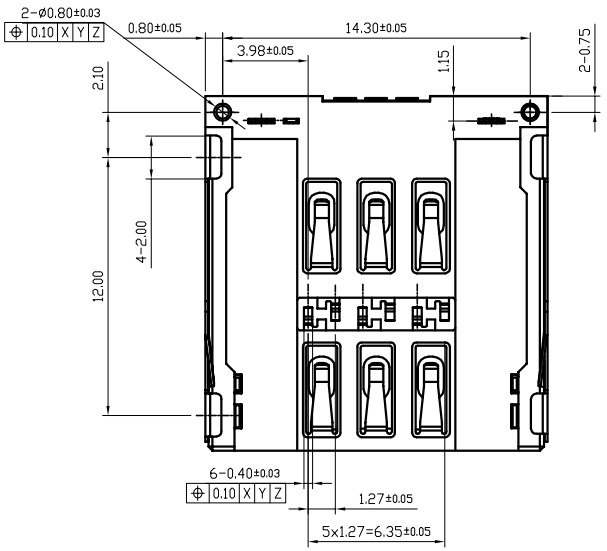


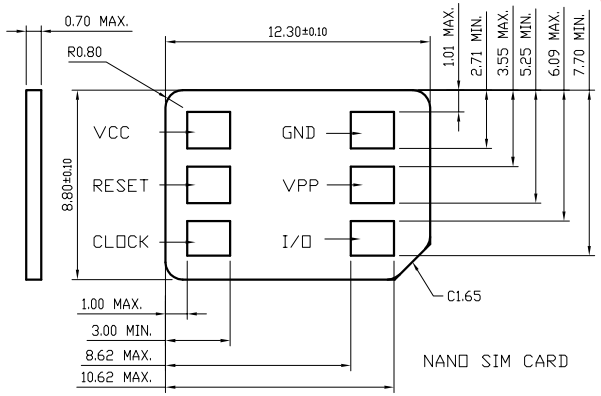


NANO SIM CARD

| NO. | DESCRIPTION | QT'Y | MATERIAL | NOTE |
|---|---|---|---|---|
| 7 | LATCH HOUGING | 2 | THERMOPLASTIC | UL 94V-0 |
| 6 | DETECT SPRING | 1 | COPOER ALLOY | Ni/Au PLATING |
| 5 | DETECT CONTACT | 1 | BRASS | Ni/Au PLATING |
| 4 | LATCH SPRING | 2 | STAINLESS STEEL | NO PLATING |
| 3 | TERMINAL | 6 | COPOER ALLOY | CONTACT 15u" Au OVER ALL: |
| 2 | SHELL | 1 | STAINLESS STEEL | Ni/Au PLATING |
| 1 | BODY HOUSING | 1 | THERMOPLASTIC | UL 94V-0 |

UNLESS OTHERWISE SPECIFED TOLERANCES

DECIMALS: X :±0.5, X.X :±0.20, X.XX :±0.10

ANGLES: X :±2°, X.X :±1°

深圳市顺宏康科技有限公司

| | | | | |
|---|---|---|---|---|
| TITLE | NANO SIM Card 6pin 1.5H CONN. (SMT) | | | |
| DWN | JOHNLE | PART NO. | SHK-10374 | |
| CHKD | KEVIN.D | SCALE:1:1 | UNIT: mm | |
| APVD | SIMON.M | SIZE: A4 | SHEET:1OF 2 | REV: X1 |

CUSTOMER COPY