| REV. | ECN NO OR DESCRIPTION | REVISED | DATE |
|---|---|---|---|
| A | PROPOSE ONLY | SIMON | 2011.08.22 |

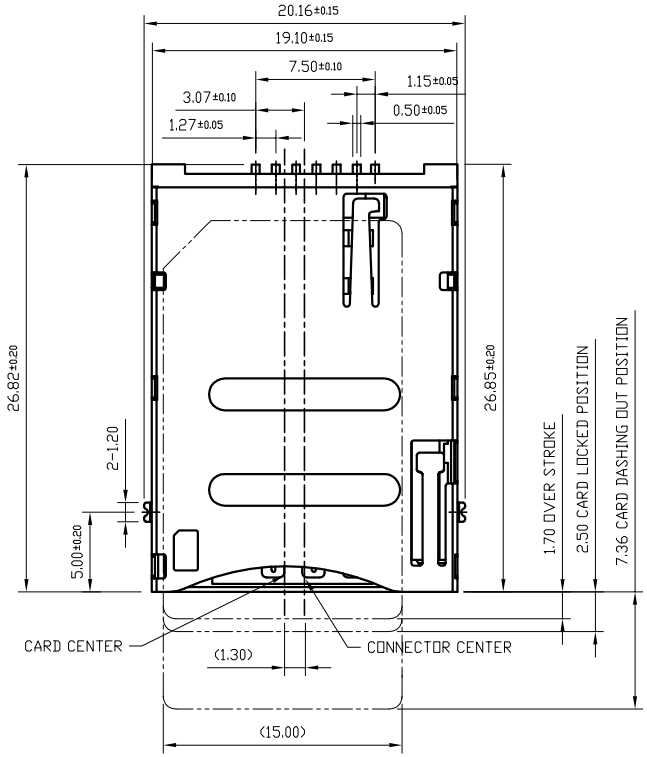


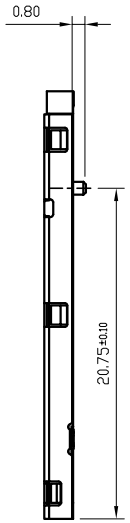


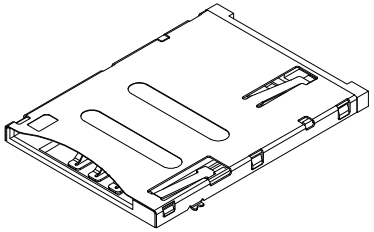

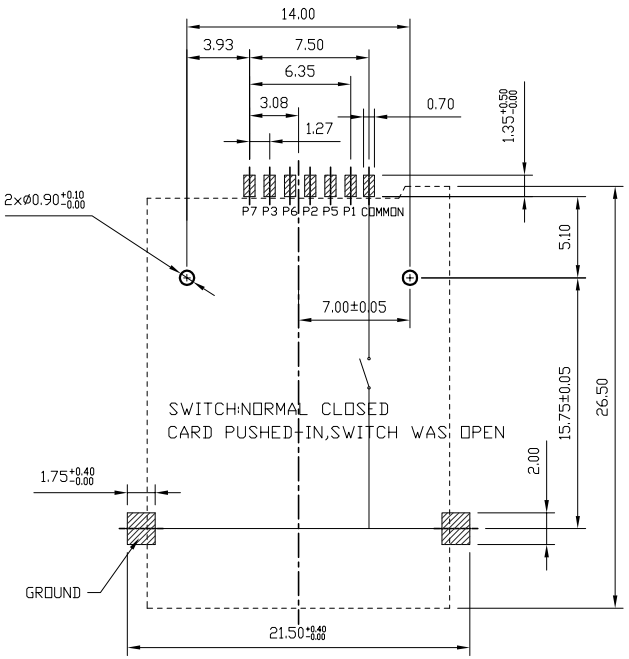


RECOMMENDED PC BOARD LAYOUT
TOLERANCE: ±0.05[TOP VIEW]

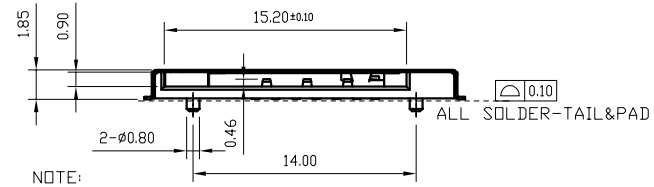


| Connctor terminal NO. | Pin NO. |
|---|---|
| Pin 1 | VCC: PWR signal and GND |
| Pin 2 | RST: Reset signal |
| Pin 3 | CLK: Clocking signal |
| Pin 5 | GND: PWR signal and GND |
| Pin 6 | VPP: programming Voltage |
| Pin 7 | I/O: serial date input/output |

NOTE:

1. ELECTRICAL CHARACTERISTICS
1-1. CONTACT RESISTANCE: 80 milliohms MAX.
1-2. INSULATION RESISTANCE: 1,000 Megohms MIN.
1-3. DIELECTRIC WITHSTANDING VOLTAGE: 500V AC MIN FOR 1 MINUTE.
2. MECHANICAL CHARACTERISTICS
2-1. NORMAL FORCE:MIN.30gf/PIN MIN
2-2. DURABILITY: 5,000 CYCLES
2-3. PRODUCT COPMLIED WITH ROHS
*. PART No.:

S 1 PP - 19 00 06- 04 G S

- S: SIM SERIES
- 1: 1=WITH POST
- PP: PUSH PUSH TYPE.
- 19: 19:HEIGHT 1.90mm
- 00: 00=NORMAL TYPE.
- 06: Pin NO. 06=6Pin
- 04: 04=Product Order
- G: G=gold flash
- S: S=WITH SWITCH

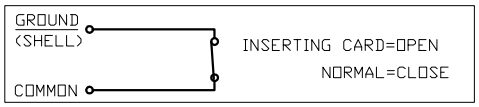


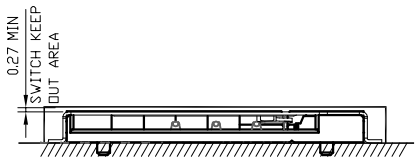


RECOMMANDED SHELL OPENING DEIMENSION

| NO. | PART NAME | Q'TY | DESCRIPTION | NOTE |
|---|---|---|---|---|
| 7 | COMMON | 1 | COPPER ALLOY | GOLD PLATING |
| 6 | TERMINAL | 1 | COPPER ALLOY | GOLD PLATING |
| 5 | HOUSING | 1 | THERMAL PLASTIC | |
| 4 | SLIDER | 1 | THERMAL PLASTIC | |
| 3 | SPRING | 1 | SUS | |
| 2 | CAM FOLLOWER | 1 | SUS | |
| 1 | SHELL | 1 | SUS | Ni PLATING |

UNLESS OTHERWISE SPECIFED TOLERANCES

深圳市顺宏康科技有限公司

| DECIMALS: | | ANGLES: | |
|---|---|---|---|
| X | :±0.5 | X | :±2° |
| X.X | :±0.20 | X.X | :±1° |
| X.XX | :±0.10 | | |

| | | | | |
|---|---|---|---|---|
| TITLE | PUSH SIM Card 6pin 1.9H CONN.(WITH DT&POST) | | | |
| DWN | JOHNLE | PART NO. S1PP-190006-04GS | | |
| CHKD | KEVIN.D | SCALE:1:1 | UNIT: mm | |
| APVD | SIMON.M | SIZE: A4 | SHEET:1OF 1 | REV: A |

CUSTOMER COPY